

# Autumn 1 Nursery Knowledge Organiser: All about me

## We would like our children to:

- Know where all of the different parts of their body are, their head, arms, legs, hands, feet, back and tummy
- Know where the different features on their face are: eyes, nose, ears and mouth
- To describe their hair, skin and eye colour
- To be able to tell their grown-ups if I'm feeling: happy, sad, angry, calm, excited, sleepy- or any other emotions!
- Classroom rules include: good looking, good listening, good sitting, look after each other and, look after our classroom (toys and resources)
- To talk about their family and their own 'life story'
- Some of our families are from different countries around the world. Children can talk about their families and ask questions of others

## Why not try at home:

- Find a photograph of yourself as a baby to bring into Nursery!
- Sing heads, shoulders, knees and toes and see if you can point to the correct body parts!
- Look carefully at one another, do you have the same eye or hair colour? Who do you look like?




Key vocabulary:  
Feelings  
Emotions  
Rules  
Features

# Autumn 2 Nursery Knowledge Organiser: Exploring materials

## We would like our children to know:

- We use the word 'material' to talk about what something is made of
- Different materials are suitable for different jobs, for example plastic is good for holding water, like the cups on our snack bar
- To know where to find natural materials such as bark, leaves, seeds, rocks, shells and pebbles
- There are some materials that are formed naturally. These include: rocks, wood and cork
- Heavy objects such as rocks sink whereas light objects such as cork float
- There are some materials that are formed naturally. These include: rocks, wood and cork
- Wood comes from the trunk and branches of a tree
- Material such as elastic stretches when pulled, twigs will snap and a metal rod will not bend



## Key vocabulary:

Material

Natural

Man-made

Wood

Plastic

Cork

Hard

Smooth

Soft

## Why not try at home:

- Create a 'feely bag' of objects, without looking can you describe what you can feel?
- Go on a material hunt, can you find something that is 1-soft, 2- hard, 3- shiny, 4- rough.
- Find a material that can, 1-keep you warm, 2- keep you dry, 3- you can sit on.

# Nursery Knowledge Organiser: Spring 1

We would like our children to know:

- Winter is one of the four seasons, it covers December, January And February
- Winter comes after Autumn and before Spring
- Plants do not grow very much in the winter
- Plants and trees that stay green in the winter are known as evergreens.
- Some animals, such as hedgehogs, hibernate in the winter
- We celebrate Christmas and New year in the winter months



Key vocabulary:

Hibernate

Seasons

Winter

Spring

Year



Why not try at home:

- Looking through your clothes and finding ones good for keeping you warm in winter.
- Looking for evergreen plants and trees in the area around your home.
- Finding out what happens to water when it is made very cold (in the freezer)

# Nursery Knowledge Organiser: Spring 2

## We would like our children to know:


- Spring is one of the four seasons.
- During Spring, more plants begin to grow as the days get warmer and longer
- A plant starts as a seed, then develops roots and starts to shoot into a seedling, then eventually it will grow into an adult plant (life cycle)
- Spring comes after Winter and before Summer
- Many animals such as cows, birds and ducks have babies at this time of the year
- That life happens in a cycle, An egg is laid by a chicken, a chick hatches from a chicken egg, and chick grows into a chicken which will lay eggs.

## Why not try at home:

- Visit the park and talk about the signs of Spring that you notice
- Encourage your child(ren) to help you in the garden. If not, try planting seeds on the windowsill and observe them as they grow!
- Visit the library and find information books or stories related to Spring animals.
- Draw pictures of animals together. Make a matching pairs game for baby animals to match to their mother!

## Key vocabulary:

Spring  
Leaves  
Bud  
Trees  
Sheep  
Lamb  
Chicken  
Chick  
Duckling  
Duck



# Nursery Knowledge Organiser: Summer 1

We would like our children to know:

- The names of every day colours, red, orange, yellow, green, blue
- That you can mix colours to make new colours
- That you can use white to make colours lighter and black make them darker
- That you can use tools, including scissors, paper punchers and rolling pins to make changes to materials.
- There are different types of art including sculptures, pictures, photographs, abstract
- Some people are famous for the art they have creates




Key vocabulary:

Artist  
Painting  
Sculpture  
Represent  
Display  
Create

Why not try at home:

- Using cardboard boxes to create a piece of art
- Go on a colour hunt, how many different colours can you find?



# Nursery Knowledge Organiser: Summer 2

We would like our children to know:

- Eating a healthy breakfast gives the body energy for the rest of the day
- Eating fruits and vegetables will give you vitamins and nutrients to help maintain a health body
- Keeping our bodies moving in the form of physical exercise will help us to have stronger bones, muscles and joints and will keep us healthy
- We wash our hands regularly and also clean our bodies to make sure we wash away the germs
- We exercise to make our muscles stronger and our bodies healthier
- We clean our teeth in order to remove built up food

Key vocabulary:

Body  
Healthy  
Muscles  
Germs  
Energy  
Fruit  
Vegetable



Why not try at home:

- Eat a 'rainbow!' Red tomatoes, orange carrots, yellow bananas.
- Try 'count to 100' on Youtube to keep fit and have some fun!
- Use a timer to see if you brush your teeth for the recommended 2 minutes twice a day!