



Hello Caterpillars and grownups! I really hope you are finding the activities and tips useful that I have been sharing on Class Dojo! Please keep sending the photos of all the lovely things you are doing. I love to see them!



We are finishing the school year off looking at pirates. This last full week of term and few days we will be having lots of fun, dancing, and graduating!

Our focus story for the rest of term is 'Pirates love Underpants' written by Claire Freedman and Ben Cort.

Week Beginning 13<sup>th</sup> July,

This week we are learning about pirates and beach! Our focus colour this week is ORANGE. Our focus rhymes are still 'I Hear Thunder' and 'I had a Little Turtle'

	Activity	Speech, Language and Communication
<p><b>Monday</b></p> 	<p>It is time for another colour hunt! This time lets go on a hunt for orange! What did you find in your home or out on a walk? Take a picture and share it with us on Class Dojo</p>	<p>The challenge for this week is to look at, and talk about the weather every day. Then draw what the weather is like! (rainy, sunny, cold, hot, thundery, blustery, etc)</p>
<p><b>Tuesday</b></p>	 <p>Draw a template of some big big</p> <p>underpants! What pattern will you put on them?</p>	<p>Have a look and a listen at the recording on Class Dojo of Mrs Hanner reading the story Pirates Love Underpants!</p>

<p><b>Wednesday</b></p>	<p>Can you be a turtle? One idea is to wear a rucksack and try moving like a turtle. Think about how turtles move, are they fast or slow? You could have a look on Google at some turtles too.</p>	<p>BBC School Radio. Join in the song 'I'm a Pirate!'</p> <p><a href="https://www.bbc.co.uk/teach/school-radio/nurse-ry-rhymes-im-a-pirate/zmmkdbm">https://www.bbc.co.uk/teach/school-radio/nurse-ry-rhymes-im-a-pirate/zmmkdbm</a></p>	
<p><b>Thursday</b></p> 	<p>Hide some coins in some gloop! To make the gloop you will need some cornflour, and simply add in a little bit of water and mix with your hand. It should be wet to touch but when you lift your hand out it dries! It can dry out quickly but move it around and add a touch of water for it to last longer! You can also add food colouring if you like!</p>	<p>When playing with your child with Duplo, for example, give them a few of the orange ones and wait for them to ask for 'more'.</p> <p>Or when giving them slices of apple for snack, give them a couple and wait for them to ask for 'more'.</p> <p>The Caterpillars should know the sign for more! If not check out Class Dojo as we will show you how to sign more.</p>	
<p><b>Friday</b></p>	<p>Telescope or Binoculars! Using toilet roll tubes, stick them together and colour them in! Use your binoculars to go on a hunt around your house! I wonder if there are any sharks lurking around?</p>		<p>Repetition is so important to help your children learn. Make sure the language you use around them is clear, and that you use it as often as you can in different situations.</p> <p>Remember not to correct your child when they are trying to speak, but instead repeat back to them the correct way to say the word.</p> <p>If they ask for 'ananner ease' you could repeat back 'banana please?'</p>

This is the end of our home learning! I hope you have enjoyed and had a try at some of the activities planned! I know this time has been scary and unusual, but I have to say from all I have seen through Dojo you have all done amazing, and there has been so many positives!

So many Caterpillars have learnt to use the toilet now, and so many Caterpillars speech has improved!

I am so proud of all the Caterpillars as I am their grownups!

Have a lovely summer break!

Mrs Hanner 😊